



CHIPS & Chatter



THE SILICON VALLEY WOODTURNERS' NEWSLETTER

The March
Program:
Remote Demo
Mike
Mahoney -
Turn a Platter

In This Issue	Page
INDEX	1
The President's Turn	2
Charlie Belden Works	3
Calendar of Events	4
Andi Wolfe Flyer	5
2018 Ironman Awards	6
Minutes	7
President's Challenge	9-10
Show & Tell	11
Club Notes	12
Iron Man Stats 2019	13
SVW Club Application	14
Sponsors	15
For sale	15

**Pictures of
Charlie Belden's
works on Page 3.**

Just a few pieces of his amazing work

Thanks, Charlie, for the demonstration

Thanks, Charlie, for the demonstration

Just a few pieces of his amazing work

works on Page 3.

Charlie Belden's

Pictures of

The President's Turn

Introduction to Sawdust Sessions

Our club is very active throughout the year. Apart from the regular monthly meetings and the quarterly board meetings we meet on a regular basis twice every month for sawdust sessions. Before I say anything else, I want to say a big Thank You to our hosts Jeanne & Mike Lanahan and Barbara Jones for opening their doors and welcoming us into their homes every month and hosting the sawdust sessions. They make this club so much fun to be a part of.

Sawdust sessions help us to share, collaborate, mentor, get advice, show off, listen, watch, and learn anything and everything about wood turning.

What happens at a sawdust session?

The sawdust sessions are very informal. There is no set agenda other than have fun and share what you've been doing with your lathe. The sessions start at 7:00pm on the 3rd and 4th Wednesdays of the month and lasts about 2 hrs. We sit around in a circle in the living room. Then the host will ask who goes first. Someone who is eager to show what they've brought will usually raise their hand and will go first. He or she will talk about what they have brought that night (usually a bowl, platter, tool or even a piece of log. I think you can bring almost anything that you can place on a lathe except loaded firearms) and pass that item around for everyone to touch, feel, critique and admire. Once that person is done the person to his/her left or right will go next. This goes on until everyone is done. You are not really required to bring something to share every time. So, there is no pressure.

Why you should attend?

The average attendance at any given sawdust session is between 5 and 10 people. Though it is not practical to have a large crowd in a living room for a sawdust session the benefits of attending a sawdust

session are many especially if you are new to wood turning. As Paul would say what he sees as the top 2 main objectives of the club namely having fun, teach, learn and improve, Sawdust sessions are all about having fun, sharing ideas, and

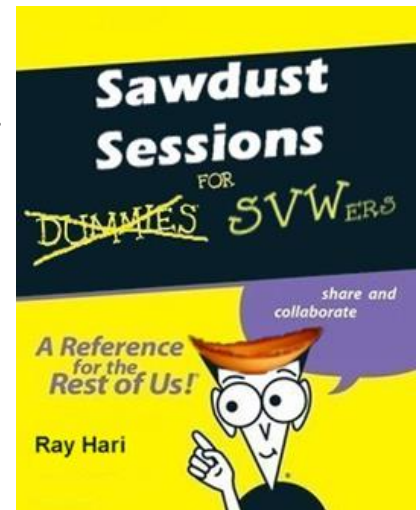
learning from others. When you are new to wood turning you walk away with a wealth of ideas, and wisdom from fellow wood turners from a sawdust session. Many of you who are new to the club and haven't attended a sawdust session or are not aware of the benefits of attending one are encouraged to take the time to attend at least a couple of sawdust sessions.



Need for a new volunteer

As I was writing this article, I learned from Mike Lanahan that Barbara is 'temporarily' relinquishing the honor of hosting the 4th Wednesday sawdust sessions until further notice. I always looked forward to going to her house for the sawdust sessions. It was always fun. Once again, a big Thank You to Barbara for hosting the sessions all these years and the club salutes you for your hospitality.


Our club is all about sharing and having fun. It would be a tremendous benefit to the club if someone would step up and volunteer to host the 4th Wednesday Sawdust sessions.

~ Hari ~





Thank you,
Charlie Belden



2019 Calendar of Events

<u>January</u> Wed. the 9th BOD at 4 p.m. President's Challenge: Spindle Turning Program: Dennis Lillis - Lathe Maintenance	<u>February</u> Wed. the 6th T&L on the 16th tentative President's Challenge: Collaborate/Training Program: Mark Koenig - Multi-axis/Offset Turn	<u>March</u> Wed. the 6th Remote Demo President's Challenge: Multi-axis/Offset Turn Program: Remote Demo Mike Mahoney - Turning a Platter
<u>April</u> Wed. the 3rd BOD at 4 p.m. T&L on the 20th tentative President's Challenge: Platter Program: Bob Gerenser/Mark Koenig- Turn a Beads of Courage Box	<u>May</u> Wed. the 1st President's Challenge: Beads of Courage Box Program: Identical Twins / Complimentary	<u>June</u> Wed. the 5th T&L on the 6th tentative President's Challenge: Identical Twins/Comp. Program: Turning a Sphere
<u>July</u> Wed. the 10th BOD at 4 p.m. T&L on the 27th tentative President's Challenge: Turn a Sphere or Egg Program: Turning a Winged Bowl	<u>August</u> Wed. the 7th President's Challenge: Winged Bowl Program: Multi-dimensional Turn.	<u>September</u> Wed. the 4th T&L on the 21st tentative President's Challenge: Top/Wild Card * Program: Dennis Lillis Turning a Snowman Box
<u>October</u> Wed. the 2nd BOD at 4 p.m. President's Challenge: Something That Makes Sound Program: Inlay Work	<u>November</u> Wed. the 6th President's Challenge: Inlay/Embellishment Program: Long Stemmed Goblet	<u>December</u> Wed. the 4th President's Challenge: Snowman Box or Ornament Program: Holiday Dinner

* Something not on this list

Demos and Workshops

March - Andi Wolfe	March 9 - Demo	March 10 - Workshop
September - Graeme Priddle & Melissa Engle	September 8 - Demo	
October - David Ellsworth	October 19 - Demo	October 20 - Workshop

Demo: March 9, 9:00 a.m. — 4:00 p.m.

Workshop: March 10, 9:00 a.m. — 4:00 p.m.

Andi Wolfe

Coloring and Painting Techniques for Woodturnings and Basics of Surface Enhancement



Cost: \$125 per student

Equipment (supplied by student):

Woodburning setup

Supplies used in demonstration (supplied by instructor):

91% Isopropanol (rubbing alcohol)

Prismacolor art markers

Acrylic paints

Lumiere Metallics

Liquitex Interference

Palmer Prism Acrylics

Golden Black Gesso

Nylon bristle paint brushes

Resources:

www.DickBlick.com

Methods:

(both techniques)

- Prepare surface (1200 grit sandpaper)
- Clean residues with 91% isopropanol

(Prismacolor techniques)

- Use alcohol as solvent for prismacolor blending.
- Make sure paint brush is dry before picking up dye.
- Layer colors from lightest to darkest.
- Blend colors as they are applied.
- Don't over use the alcohol.
- Oil finish, followed by Krylon Fixatif, then Krylon UV resistant spray.

(Acrylic techniques)

- Seal surface with black gesso.
- Don't overload the paint brush.
- Layer colors from darkest to lightest.
- Oil finish after paint is dry.



Ironman 2018 Presentations



Meeting Minutes - February 6, 2019

Meeting was called to order by Ray Hari at 7:00 p.m.



Visitors: Gordon Anderson, Alfonso (Jasmine's Dad) **WELCOME!**

General announcements:

- **CA GLUE** — **Tom Kenyon**, has **black** glue. Get in touch with Tom. Tom brought in free magazines.
- **Anchor Seal 2** — **John Whittier and Dennis Lillis**, Let them know, so they can bring to a meeting. Dennis announced that a *Wood Event* to be at his house in April.
- **Fractal Burning** — Ray announced ok to bring in fractal burned wood to meetings for showing. The Board will further discuss this item at the next Board meeting.

Staff Reports:

- **Programs** — **Mark Koenig**, Andi Wolfe, botanist, woodturner, photographer (Bridges Community Church). See Schedule of events in Chips & Chatter newsletter for dates and locations.
- **SVW Budget and Dues** — **Joe Martinka**,
 - ◇ Some of the budget money used to update the woodshop with monitors, camera, camera boom structure. Have money for events this coming year.
 - ◇ Dues are due. About 70% of members have paid. Feb 15 is last day before surcharge, end of April dropped from SVW list.
- **Membership** — **Gordon Patnude**,
 - ◇ New membership list on **Yahoo!** site in file called "membership". Notify Gordon for corrections.
 - ◇ Mentioned Klingspor. <https://www.woodworkingshop.com/> Get 10% discount.
- **Caps/Badges and Minutes** — **Greg Peck**, — Caps (\$8) and badges are available. Board meeting minutes will be placed onto **Yahoo!** site.
- **Woodmeister** — **Dennis Lillis and Jerry Galli**, Bradford pear available. Wood brought to meeting.
- **Social Director** — **Joe Martinka**, Asked for volunteer to help with Picnic, Club Ice Cream social, and Christmas Party event this year. Bob Gerenser volunteered. Thank you, Bob!
- **News Letter** — **Ray Hari**, Need person to take ownership of Newsletter. Can use any program. Club showed they still want the Newsletter to be published. Ray will be absent from March meeting.
- **Board Meeting** — **Joe Martinka** discussed last Board meeting actions at request of member. Board Meeting Minutes to be placed onto the Yahoo website going forward.
- **Ironman 2018 Awards** — Jasmine Montoya hosted the awards presentations with the help of Owen. See page 5
- **March Presidents Challenge** changed to Something That Makes Noise.

February President's Challenge & make-ups — "Spindle Turning"

- *See the Member and their work in the President's Challenge photo section of this Newsletter.*
- Raffle** — Raffle tickets drawn.

February Show and Tell —

- *See the Member and their work in the Show & Tell photo section of this Newsletter.*

Break

Presentation — Charlie Beldon demo pulled in from August

Meeting adjourned

President's Challenge "Collaboration/Training" Show & Tell

Bob Gerenser

Training + Bell Shape

Gave Mike Lanahan hands-on demo of hook tool usage, experimented with shapes.



Bob Gerenser

Show and Tell

Cricket Boxes

Stave construction. CNC pattern machining



Mike Lanahan

Show and Tell

Caorb Bowl — Wipe-on Poly finish



**John W. Fox —
Collaboration**



Johnny Alias and Milton West —

Collaboration

Wood ball cutting jig.

Yarn Bowl

Worked with Mark Koenig
Bowl is rough turned at this time.

Gordon Patnude and Jim Gott—

Learned how to core bowls from a blank



**Three good bowls from a blank.
The 4th needs corrective
measures**



President's Challenge "Collaborative/Training"



Dale Jelsema and Pete Zavala

Collaborative Project

Walnut Vegetable Peeler and Peppermill



Barb Jones

Mike Lanahan

Collaborative/Teach

First bowl gouge use.



School Donation



Joe Martinka

Ray Hari

Teaching 2x4 bowl

Old growth redwood with jam chucking.



Colin Mckenzie

Thelma Mckenzie

50/50 Collaboration

Oak Natural edge Bowl with grapefruit rind coated with chocolate (Thelma)



Pete Zavala


January Makeup

Claro Walnut Gavel and block. Friction polish


President's Challenge "Collaborative/Training"



Steve Dahout
Jim Gott
Collaborative Project
Rose Garden Pearwood Bowl



Ray Hari
Dave Plemons
Collaborative/Teach
Black wood Bowl for
Musical Instrument



Show & Tell



Don Bonnett
Segmented Bowl
Finish is Shellawax



Colin Mckenzie

A tool used for unique finish

A tool used for preparing corroded iron or steel. From Harbor Freight



Jerry Galli



Big Leaf maple Burl Bowl & Madrone/Black Ebony Lidded Box
Walnut Bowls

Finished with high friction polish
Cored log into 2 bowls. Also showed what they look like as I will have 14 walnut logs for the taking.



Gordon Patnude
New Pen Inlay kits

Dog Paw inlays & Dog Pen kits from PSI; CA glue u-up assist tool for pen inlay kits



Howard Cohen
Embellishment
Inspired by Trent Bosch



Steve Balsbaugh
Three Bowl Set
Quilted Maple



CLUB NOTES

Officers, Staff, Volunteers and Contacts

President	Ray Hari	(408) 806-6183	r_hari@yahoo.com
V.P./Programs	Mark Koenig	(408) 888-4944	mskoenig52@gmail.com
Prof. Demos	Mark Koenig	(408) 888-4944	mskoenig52@gmail.com
Treasurer	Joe Martinka	(408) 735-7245	exegrec3@yahoo.com
Secretary	Greg Peck	(408) 623-9156	greg.peck24@yahoo.com
Newsletter Editor Open	Greg Peck was interim editor for February 2019		
	Greg Peck	(408) 623-9156	greg.peck24@yahoo.com
Hospitality	Barbara Jones	(408) 257-9385	northbaj@att.net
Membership Chair.	Gordon Patnude	(408) 267-6789	gppatnude@comcast.net
Outreach Chair	Gordon Patnude	(408) 267-6789	gppatnude@comcast.net
Photographers	Jim Gott	(408) 265-9501	jgtimp@aol.com
	Steve Balsbaugh	(408) 262-1564	sbalsbaugh@att.net
Property Mgmt.			
Librarian	Mark Koenig	(408) 888-4944	mskoenig52@gmail.com
Webmaster	Pete Zavala	(405) 849-2858	zavalawoodturning@gmail.com
Site Prep	Johnny Alias	(408) 227-2423	vet59@ix.netcom.com
	Milton West	(408) 729-6334	miltwest@sbcglobal.net
Audio/Visual	Greg Peck	(408) 623-9156	greg.peck24@yahoo.com
	Richard Scott	(408) 799-0005	rams1942@sbcglobal.net
Social Chair.	Bob Gerenser	(408) 262-5411	bob.gerenser@sbcglobal.net
Yahoo! Groups	Howard Cohen	(408) 378-9456	net howard687@yahoo.com

Volunteer Instructors / Mentors

The turners below have graciously offered to open their shops to help members who want to learn to sharpen, try something new, or master a technique that just doesn't seem to be working. We all love to share. You just have to ask.

Willing to help? Contact Mike Lanahan to join this list.

Jim Gott, jgtimp@aol.com, (408) 265-9501 Sharpening, design, natural edge bowls, boxes, goblets, tool control, you name it. Anything but segmenting.

Mike Lanahan, mikelan@aol.com, (408) 926-9330 Pepper Mills, Segmented, and Shaving or Makeup Brushes.

Dennis Lillis, denjlillis@gmail.com, (408) 353-3821 Hollowing, sharpening, and coring.

Gordon Patnude, gppatnude@comcast.net, (408) 267-6789 Pen Turning and general turning questions.

John Whittier: whit10506@aol.com, (408) 761-3941 Sharpening, design, natural edge bowls, boxes, goblets, tool control, you name it. Anything but segmenting.

2019 IRONMAN

An IRONMAN is one who successfully completes all 12 President's Challenge projects for the year. Those who meet the challenge are awarded coveted and distinctive IRONMAN name badges. A blue bar in the accompanying chart means that person has completed the project for the month indicated. You needn't be a great turner, you just need to participate. Make something in our Challenge theme and bring it to the next meeting.

Editor's Note

If I've somehow overlooked your President's Challenge entry, send an email to

Greg Peck

gregoreo@me.com

President's Challenge 2019	January: Spindle Turning	February: Collaborative / Training	March: Muklti-axis / Offset Turning	April: Platter	Beads of Courage Box	June: Identical Twins / Complimentary	July: Turn a Sphere or Egg	August: Winged Bowl	September Top /Wild Card * * = not on list	October Something That Makes Sound	November: Inlay/Embellishment	Snowman or Ornament
Alias, Johnny												
Dahout, Steve												
Fox, John W.												
Galli, Jerry												
Gerenser, Bob												
Gott, Jim												
Hari, Ray												
Koenig, Mark												
Lanahan, Mike												
Lee, Kevin												
Lillis, Dennis												
Martinka, Joe												
Patnude, Gordon												
Plemons, Dave												
Rapp, Brandon												
Sayed, Ayman												
Schmida, Tom												
Whittier, John												
Wittrock, Oscar												

February To Be Updated
in March

For a more detailed description of the President's Challenges, go to:

[https://groups.yahoo.com/neo/groups/SVWoodturners/files/Presidents Challenge/](https://groups.yahoo.com/neo/groups/SVWoodturners/files/Presidents%20Challenge/)

IRONMAN Rules

- There are twelve challenges listed for the year and in order to qualify for Ironman you must show, by the end of the year, that you have completed all twelve challenges.
- Challenge entries should be shown at the meeting corresponding to the challenge schedule.

SVW NEEDS YOU!

It takes more than the officers and program chairs to make our club function at its best. If your name's not in the column at right, we still need your help in other ways to manage some of the club's activities. This is a HELP WANTED ad, and we need you to respond. There are always things that need doing. In particular, we need:

- Volunteers for shop tours
- Volunteers to present/demonstrate at meetings
- Members to write up their profiles for the newsletter
- Short articles or Tips & Tricks for the *Chips & Chatter* newsletter

Please contact Mike Lanahan to volunteer and help make our activities happen.

OTHER WOODTURNING CLUBS: You may use materials in this newsletter for the benefit of other turners. Please credit Silicon Valley Woodturners and the newsletter month and year for any material you use, and mention our web site: www.svwoodturners.org. Note that if we've flagged an article as having been reprinted from another source with permission, you must secure that same permission in order to use that material.

Join Silicon Valley Woodturners

Want to join a great group of turning enthusiasts in an atmosphere of sharing and camaraderie? Become a member of Silicon Valley Woodturners. We meet on the **First** Wednesday of each month. See page 2 for details. Drop in at any meeting and check things out. To join, contact John Whittier (see contact list), or just complete the application form below and mail with check to Grant. Learn more about our club on the web at www.svwoodturners.org.

Silicon Valley Woodturners Membership Application

Please print and mail with a check payable to SVW for \$35* individual (\$45* family) to:
Gordon Patnude, 1348 Whitegate Ave, San Jose, CA 95125 Phone: 253-820-8684-- email: gppatnude@comcast.net

Name _____
Address _____
City _____ State _____ Zip _____
Phone(s): home: _____ mobile: _____
Email _____ Website _____
Lathe(s): _____
Current Member of AAW? Yes ___ No ___

Member-ship*	Renewal	2 nd Quarter April - June	3 rd Quarter July - Sept.	4 th Quarter Oct. - Dec.
Individual	\$35	\$25	\$20	\$10
Family	\$45	\$35	\$30	\$15



Sponsors



Shavings & Sawdust

Join this Group for Home & Garden or
Sawdust Session information.

Here are the details on Shavings:

Group home page: <http://groups.yahoo.com/group/Shavings>

Group email address: Shavings@yahoogroups.com



CRAFT SUPPLIES USA

THE WOODTURNERS CATALOG

woodturnerscatalog.com • 1-800-551-8876

WOODCRAFT®

Helping You Make Wood Work®

Eric McCrystal
Store Manager

Woodworking Tools • Books • Supplies • Lumber • Classes

SEANNA WOODWORKS, INC.

d/b/a WOODCRAFT

40 El Camino Real

San Carlos, CA 94070

Phone: 650.631.9663

Fax: 650.631.9633

woodcraft561@mac.com

http://stores.woodcraft.com/san_carlos



North Woods

Wood for woodworkers
and craftspeople

- Big Leaf Maple
- White Oak
- Black Walnut
- ... and more!

service@nwfiguredwoods.com

www.nwfiguredwoods.com (800) 556-3106

15% off online orders! use WOODTURNERS coupon code at checkout.



The Sanding Glove®

17252 Big Rd, Bloxom VA 23308

Toll Free 1 (800) 995-9328

Secured Storage for Autos, Boats and RVs

Pedron's Storage

Storage Location: 6150 San Ignacio Ave., San Jose, CA 95119

408-269-5200

Serving San Jose
For Over 40 Years!

www.pedronsrstorage.com

Office Hours:
Tues-Fri 10-5

Our outside storage facility has:

24 hour Cardkey Access • Monitored Electronic Surveillance

Competitive Rates • Month-To-Month Lease



1492 Soquel Ave

Santa Cruz, CA 95062

831-425-1492

Chocolates Worth Their Calories™



est. 1954

Warehouses:

Perris, Salt Lake City
Berkeley, San Francisco
Dry Kilns, Edinburgh, IN
Corp. Office: San Francisco

930 Ashby Ave, Berkeley, CA 94710

berkeley@macbeath.com

Next Meeting...

Join us Wed. February 6 @7:00PM
Santa Clara High School Woodshop
3000 Benton St, Santa Clara, CA

It is right across the street from the Baptist Church sign, and just past (coming from Kiely) a No Entrance sign.

Feb. Program: Multi-axis/Offset Turning

Feb. Challenge: Collaborative/Training

Dinner before the Meeting:

Watch for email update



FOR SALE

Smocks, SVW colors. \$30 (SVW patch not included). Contact John Whittier for details.

(408) 379-3722,

turninghands@yahoo.com