

# CHIPS & Chatter

THE SILICON VALLEY WOODTURNERS' NEWSLETTER

## March's Program GluBoost CA Glue For Woodturning

### Virtual Meetings

We continue to hold our virtual meetings cohosted with West Bay Woodturners twice a month . These meetings are held the first Wednesday and the second Monday of each month. President's Challenges are continuing and to get credit please send in high quality photos of your items to Greg Peck and Mark Koenig.

### 2020 Ironman Recipients

The 2020 Ironman Challenge Certificate of Achievement was awarded to four of our club members at the February meeting. A big thanks to Bob Gerenser for designing the award certificate.

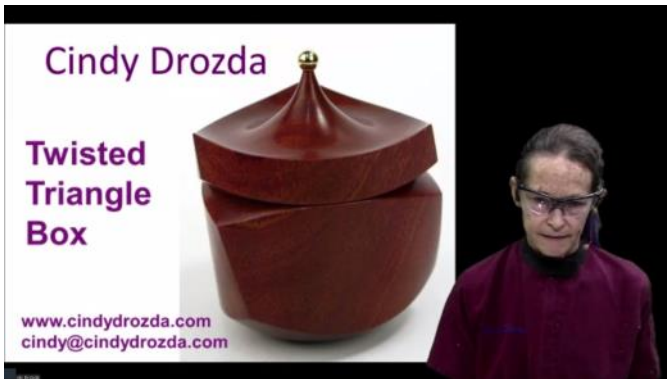
In This Issue	Page
Virtual Meetings	1
2020 Ironman Award	1
Monthly Demo— Cindy Drozda	2—3
Calendar of Events	4
Minutes	5
President's Challenge	6—10
Show & Tell	11—20
Club Notes	21
Ironman Status 2020	22
Membership Information	23
Sponsors	24
Next Meeting & For Sale	25



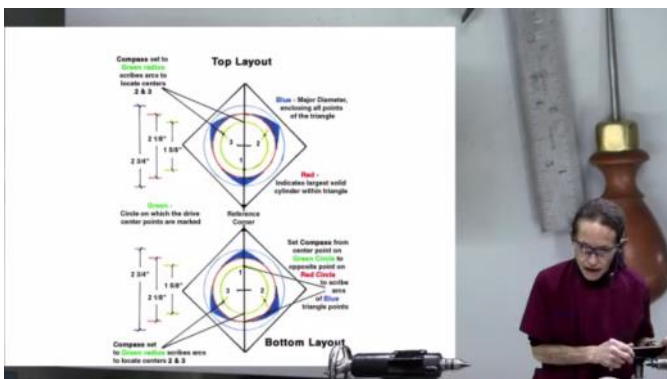
Additional information concerning the Ironman Awards can be found at the following link:

<https://www.svwoodturners.com/ironman-awards>

## Cindy Drozda Demonstration



Cindy Drozda demonstrated her twisted triangle box design at this month's meeting. She began the demonstration by describing how to mark out a blank for a twisted box. Her design has three sides with a modest twist. The most difficult part in marking out the blank is numbering the center points for the multi-axis.



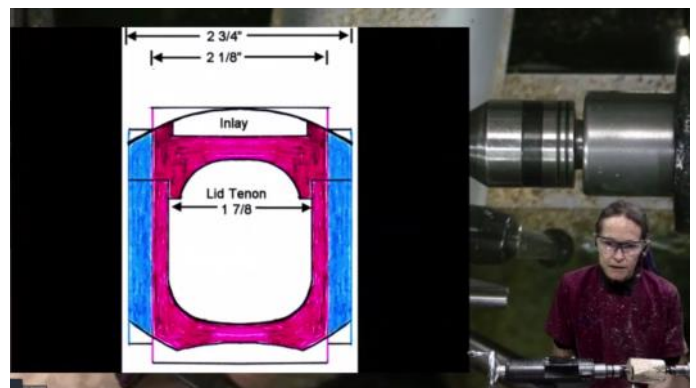
After the ends are marked the blank was placed between centers. Cindy's prefers using step centers for mounting the blank. The next step was to turn tenons at each end of the blank leaving all the centers for the twisted multi-axis turning for the twist.



Now we were ready for the off axis turning. Notice that the rest is placed parallel to the bed of the lathe which makes it easy to turn a "flat" side and keep the edges of the box a continuous line.



Once a side was finished Cindy mounted the blank on the next pair of off axis points. After turning all three sides of the box and hand sanding it was time to go back to turning between centers. Cindy is meticulous about making drawings of her work illustrated by the drawing shown below of how the box pieces are sized and fitted together. The blank was mounted in a



chuck at the base end of the box and then the top was parted off.





After parting off the top she used a Forsner bit to drill a hole for the box interior being careful to not go too deep. Cindy then cleaned up the interior of the box using a custom scraper, one of many she uses. At this point she would sand the interior and apply a finish.



Now its time to finish the bottom of the box. The bottom was removed from the chuck and the top was mounted to the chuck. In the next step the tenon of the top was sized to fit the bottom of the box. Once



properly fitted the two pieces were taped together.



The bottom was then finished and sealed with CA glue to allow Cindy to later sign and date the piece as shown above right.



With the bottom removed the inside of the top was turned and a small hole drilled to accept a gem.



The top was finished using a jam chuck and starting with the tail stock supporting it.



The box was finished using a Dremel tool to etch her signature and filling with gold Lacquer-Stik.



# 2021 Calender of Events

<p><u><b>January</b></u></p> <p><b>BOD January 16th at 4 p.m.</b></p> <p>President's Challenge: Jan. 6th 4"x4"x4"</p> <p>Program: Mon. Jan. 11th Don Pettit</p> <p><b>Drying Green Wood</b></p>	<p><u><b>February</b></u></p> <p>President's Challenge: Feb. 8th Treen</p> <p>Program: Feb. 3rd Cindy Drozda</p> <p><b>Twisted Triangle Box</b></p>	<p><u><b>March</b></u></p> <p>President's Challenge: Mar. 3rd Embellishment</p> <p>Program: Mar. 8th GluBoost Demo</p> <p><b>CA Glue products</b></p>
<p><u><b>April</b></u></p> <p>President's Challenge: Apr. 12th Box</p> <p>Program: Apr. 7th Nick Agar—Viking Sunset Bowl</p>	<p><u><b>May</b></u></p> <p>President's Challenge: May 5th Tops/Cup &amp; Ball/Yo-Yo</p> <p>Program: May 10th Claude Godcharles—Hinged Box</p>	<p><u><b>June</b></u></p> <p>President's Challenge: Jun. 14th Hollow Form</p> <p>Program: Jun. 2nd Rebecca DeGroot—Walking Bowls</p>
<p><u><b>July</b></u></p> <p>President's Challenge: Jul. 7th School Donation</p> <p>Program: Jul. 12th</p>	<p><u><b>August</b></u></p> <p>President's Challenge: Aug. 9th One Tool</p> <p>Program: Aug. 4th</p>	<p><u><b>September</b></u></p> <p>President's Challenge: Sep. 1st Multi-Material</p> <p>Program: Sep. 13th</p>
<p><u><b>October</b></u></p> <p>President's Challenge: Oct. 11th Platter</p> <p>Program: Oct. 6th</p>	<p><u><b>November</b></u></p> <p>President's Challenge: Nov. 3rd Collaboration</p> <p>Program: Nov. 8th</p>	<p><u><b>December</b></u></p> <p><b>Holiday Dinner TBD</b></p> <p>President's Challenge: Dec. 13th Jewelry</p> <p>Program: Dec. 1st</p>

## Professional Virtual Demonstrations

<p>Cindy Drozda — Feb. 3rd at 7pm Twisted Triangle Box</p>	<p>Nick Agar— April 7th Viking Sunset Bowl</p>	<p>Rebecca DeGroot— June 2nd Walking Bowls</p>
--	--	--

# SVW Meeting Minutes - February 3rd, 2021



A Zoom meeting of SVW and WBW clubs was called to order at 7:00 PM

by Cindy Drozda in Denver, Colorado The meeting was not recorded. Attendance: approximately 67 members joined the meeting for the Twisted Triangle Box demonstration presented by Cindy Drozda via Zoom.

## Ray Hari (SVW) –

Ray announced the SVW 2020 Ironman awards. A plaque designed by Bob Gerenser and an updated badge (with Ironman year 2020) were mailed to Johnny Alias, Mike Lanahan, Jim Loney and Pete Nelson. Congratulations given to recipients by club members.

Ray announced that SVW dues are due by February 28th.

All President's Challenges are listed in the SVW website: <https://www.svwoodturners.com/pc>  
February President's Challenge is **Treen** (to be shown on February 8th at the joint SVW-WBW meeting hosted by WBW)

Definition: [https://en.wikipedia.org/wiki/Treen\\_\(object\)](https://en.wikipedia.org/wiki/Treen_(object))

For examples, <https://alleghenytreenware.com>

**Jim Loney (SVW)** – As of this meeting, SVW has 40+ paid members. Reminded of mailing address for dues.

**Tom Gaston (WBW)** – Tom announced that 2021 dues are due. Will be discussed at WBW Board meetings.

**Tom Kenyon** – Still has CA glue, but inventory is low. Not selling much, so won't order unless know demand. Bob Bley and Dennis are experimenting with a product called **GluBoost**. They will advise its uses and features at future meetings. Good topic for a Sawdust Session.

**Demo:** Cindy Drozda showed how to make a Twisted Triangle Box from start to finish. The demo was presented to the Zoom audience from her shop in Denver, Colorado.

Cindy gave very detailed explanations of her work along the way, stopping at appropriate times to explain in detail what she was doing. And, Cindy donated the finished box to the two clubs for a raffle. As of these minutes, the box had been received by the clubs, and a raffle was in progress.

Pictures of Cindy's demo along the way are shown in the SVW website at: <https://www.svwoodturners.com/wit/drozda-2021-02>

## Upcoming Meetings/Events were announced:

- February 8<sup>th</sup>, Monday, 7 PM – P.C and Show & Tell
- February 17th, Wednesday, 7 PM – Sawdust Session
- March 3rd, Wednesday, 7 PM – P.C. and Show & Tell
- April 7th, Wednesday, 7 PM – Demo by Mark Agar - the Viking Sunset Bowl
- May 10th, Monday – Demo by Claude Godcharles
- June 2nd, Wednesday – Demo by Rebecca DeGroot

Cindy's Demo ended at ~ 9:00 PM, followed by one plus hours of discussions on drying wood, glue types (CA glue, UV glue, **GluBoost**), tools and finishes. A fun virtual meeting, with a lot of back and forth discussions.



# President's Challenge : Treen

**Doug Ryan**

Treen tooth pick holders.



**Jim Loney**

Treen Trivet and two small boxes.



# President's Challenge : Treen

**Paul Tammaro**  
Treen Coffee Scoops.



**Mike Lanahan**  
Large Treen Coffee Scoop.





# President's Challenge : Treen



**Tom Gaston**

Treen Honey Dipper, Chop Sticks, and Cheese Cutter.



**Don Bonnett**

Treen Lidded Tooth Pick Box.



# President's Challenge : Treen



**Claude Godcharles**  
Treen Twisted Lidded Box with  
Acrylic Pen Blank Inlay.



**Dennis Lillis**  
Treen Twisted Lidded Box with  
Malachite insert.

# President's Challenge : Treen



**Pete Nelson**  
Treen Citrus Reamer.



**Pete Zavala**  
Treen Beer Mug.



# Show & Tell



**Mike Lanahan**

Matched pair of Salt and Pepper Mills (13" tall with lacquer finish).

**Don Bonnett**

Twisted lidded box—Bay Laurel burl.



# Show & Tell

**Pete Zavala**

Madrone Burl hollow forms.





# Show & Tell



**Bob Gerenser**

Voronoi Box—walnut outer shell with stave constructed inner sleeve..



**Tom Haines**

Hollow form vessel fitted to ceramic lid.



# Show & Tell

**Tom Gaston**

Natural edge Cork Oak bowls and an Ash hollow form vase.



**Gordon Patnude**

A six pack of Pepper Mill  
Christmas presents.



# Show & Tell



**Claude Godcharles**

Refinished salad bowl from Costa Rica.



**Claude Godcharles**

Returned salad bowl—reduced weight and changed rim design.



# Show & Tell



**Bob Bley**

GluBoost (CA Glue) finished bowl/vase.



**Bob Bley**

Small stick on rim of vase saved.






# Show & Tell



**Bob Bley**

Large platters turned from half a log.



# Show & Tell

**Jon Bishop**

Two Olive bowls, Apricot hollow form, Cherry bowl, Apricot vase.






# Show & Tell

**Jon Sauer**

More of Jon's exquisite ornamental boxes.



# Show & Tell





# CLUB NOTES

## Officers, Staff, Volunteers and Contacts

<b>President</b>	Ray Hari	(408) 806-6183	r_hari@yahoo.com
<b>V.P./Programs</b>	Don Bonnett	(408) 245-2009	don.bonnett@sbcglobal.net
<b>Prof. Demos</b>	Don Bonnett	(408) 245-2009	don.bonnett@sbcglobal.net
<b>Treasurer</b>	Jim Loney	(408) 497-6855	sherlock44@gmail.com
<b>Secretary</b>	Greg Peck	(408) 623-9156	gregoreo@me.com
<b>Newsletter Editors</b>	Greg Peck	(408) 623-9156	gregoreo@me.com
	Mark Koenig	(408) 888-4944	mskoenig52@gmail.com
<b>Hospitality</b>			
<b>Membership Chair.</b>	Greg Peck	(408) 623-9156	gregoreo@me.com
<b>WIT Liason</b>	Debbie Mancuso		
<b>Photographers</b>	Steve Balsbaugh	(408) 262-1564	sbalsbaugh@att.net
	Mike Lanahan	(408) 926-9330	mikelan@aol.com
<b>Property Mgmt.</b>	Greg Peck	(408) 623-9156	gregoreo@me.com
<b>Librarian</b>	Mark Koenig	(408) 888-4944	mskoenig52@gmail.com
<b>Webmaster</b>	Ray Hari	(408) 806-6183	r_hari@yahoo.com
<b>Site Prep</b>	Johnny Alias	(408) 227-2423	vet59@ix.netcom.com
	Milton West	(408) 729-6334	miltwest@sbcglobal.net
<b>Audio/Visual</b>	Greg Peck	(408) 623-9156	gregoreo@me.com
<b>Social Chair.</b>	Bob Gerenser	(408) 262-5411	bob.gerenser@sbcglobal.net
<b>Pens for the Troops</b>	Jerry Galli	(650) 369-4925	tiretycoon@sbcglobal.net
<b>Wood/Anchor Seal</b>	Dennis Lillis	(408) 353-3821	denjlillis@gmail.com
<b>Superglue</b>	Tom Kenyon		takenyon1@gmail.com

## Volunteer Instructors / Mentors

The turners below have graciously offered to open their shops to help members who want to learn to sharpen, try something new, or master a technique that just doesn't seem to be working. We all love to share.

**Mike Lanahan**, [mikelan@aol.com](mailto:mikelan@aol.com), (408) 926-9330 My mentoring strengths are an introduction to safely using the lathe, individual tool use, tool sharpening, making peppermills, coring with the Oneway system, bowl turning, applying finish with an airbrush, threading, boxes, vacuum chucking, shaving and makeup brushes. With the COVID-19 pandemic raging, I can assist over Zoom or FaceTime.

**Dennis Lillis**, [denjlillis@gmail.com](mailto:denjlillis@gmail.com), (408) 353-3821 Wood Processing and storing, tool selection and sharpening, turning technique for a variety of projects, sanding and preparation, finishing, hollowing, and coring.

**Bob Bley**, [rbley90@gmail.com](mailto:rbley90@gmail.com), I can help with general shop set up, dust collection, natural edge, hollowing and inlay to name a few. However, it will be virtual for the near term.

**Jerry Galli**, [tiretycoon@sbcglobal.net](mailto:tiretycoon@sbcglobal.net), I enjoy doing pens of all kinds, spindle work, natural edge bowls, coring with the Oneway system, hollow forms with finials, lidded boxes, kitchen ware items. I can also give you guidance on how to build a small kiln for wood drying. I am willing to mentor at my home workshop when it is safe and when the COVID 19 pandemic is over.

# 2021 Ironman

An IRONMAN is one who successfully completes all 12 President's Challenge projects for the year. Those who meet the challenge are awarded coveted and distinctive IRONMAN name badges. A blue bar in the accompanying chart means that person has completed the project for the month indicated. You needn't be a great turner, you just need to participate. Make something in our Challenge theme and bring it to the next meeting.

President's Challenge 2021	January: 4x4x4	February: Treen	March: Embellishment	April: Box	May: Tops/Cup&Ball/Yo-Yo	June: Hollow Form	July: School Donation	August: One Tool	September: Multi-Material	October: Platter	November: Collaborate	December: Jewelry
Alias, Johnny												
Andersen, Max												
Balsbaugh, Steve												
Belden, Charlie												
Bley, Bob												
Bocks, Charles												
Brown, David												
Bonnett, Don												
Dahout, Steve												
Fox, John W.												
Galli, Jerry												
Gee, Avery												
Gerenser, Bob												
Hari, Ray												
Koenig, Mark												
Krug, Glen												
Lanahan, Mike												
Lee, Kevin												
Levin, Gordon												
Lillis, Dennis												
Loney, Jim												
Martinka, Joe												
McCutcheon, David												
Moody, Marcus												
Nelson, Pete												
Patnude, Gordon												
Tammaro, Paul												
Vannier, David												
West, Milton												
Whittier, John												
Yaggi, David												
Pete Zavala												

## Editor's Note

If we've somehow overlooked your President's Challenge entry, send an email to:

Mark Koenig

mskoening52@gmail.com

## IRONMAN Rules

- There are twelve challenges listed for the year and in order to qualify for Ironman you must show, by the end of the year, that you have completed all twelve challenges.
- Challenge entries should be shown at the meeting corresponding to the challenge schedule.



# SVW NEEDS YOU!

**It takes more than the officers** and program chairs to make our club function at its best. This is a HELP WANTED ad, and we need you to respond. There are always things that need doing. In particular, we need:

- Volunteers for shop tours
- Volunteers to present/demonstrate at meetings
- Short articles or Tips & Tricks for the *Chips & Chatter* newsletter

Please contact [gregoreo@me.com](mailto:gregoreo@me.com) to volunteer and help make our activities happen.

**OTHER WOODTURNING CLUBS:** You may use materials in this newsletter for the benefit of other turners. Please credit Silicon Valley Woodturners and the newsletter month and year for any material you use, and mention our web site: [www.svwoodturners.com](http://www.svwoodturners.com). Note that if we've flagged an article as having been reprinted from another source with permission, you must secure that same permission in order to use that material.

## Join Silicon Valley Woodturners

Want to join a great group of turning enthusiasts in an atmosphere of sharing and camaraderie? Become a member of Silicon Valley Woodturners. We meet on the **First** Wednesday of each month. See last page of newsletter for details on where we meet. Drop in at any meeting and check things out. Learn more about our club on the web at [www.svwoodturners.com](http://www.svwoodturners.com).

Individual Membership: \$35 per year

Family Membership: \$45 per year

Membership dues are pro-rated for new members that join mid year.

# Sponsors



**WOODCRAFT®**  
**Helping You Make Wood Work®**

**Eric McCrystal**  
Store Manager

Woodworking Tools • Books • Supplies • Lumber • Classes

---

SEANNA WOODWORKS, INC. Phone: 650.631.9663  
d/b/a WOODCRAFT Fax: 650.631.9633  
40 El Camino Real woodcraft561@mac.com  
San Carlos, CA 94070 [http://stores.woodcraft.com/san\\_carlos](http://stores.woodcraft.com/san_carlos)

**Secured Storage for Autos, Boats and RVs**

**Pedron's Storage**

Storage Location: 6150 San Ignacio Ave., San Jose, CA 95119  
**408-269-5200**  
**www.pedronsrstorage.com**

Serving San Jose For Over 40 Years! Office Hours: Tues-Fri 10-5

Our outside storage facility has:  
24 hour Cardkey Access • Monitored Electronic Surveillance  
Competitive Rates • Month-To-Month Lease





1492 Soquel Ave  
Santa Cruz, CA 95062  
831-425-1492

**Chocolates Worth Their Calories™**



## Next Meeting...

**MEETINGS AT WOOD SHOP ARE  
TEMPORARILY CANCELLED DUE TO THE  
CORONA VIRUS PANDEMIC.**



## FOR SALE

### **Anchor Seal**

One gallon Anchor Seal \$15

Contact Dennis Lillis (see Club Notes for contact information).

### **CA Glue (Superglue)**

Contact Tom Kenyon (see Club Notes for contact information).

### **Badges and Hats**

SVW Hat \$10      SVW Badge \$2

Contact Greg Peck (see Club Notes for contact information).